


Sustainability Data Sheet

1H-2025





Category	Metric	SDGs (Linked)	Unit	2025 Goal	1H-2025 Actual	2024 Actual
 Environmental	Total GHG Emissions (Scope 1 & 2)	13	tCO ₂ e ¹	2,217	1,043	2,245
	Scope 1 Emissions	13	tCO ₂ e ¹	817	323	834
	Scope 2 Emissions	13	tCO ₂ e ¹	1,400	719	1,411
	Carbon Intensity (Scope 1, 2 & 3) ²	13	tCO ₂ e ¹	TBD	TBD	1.72
	Electricity consumption	13	KWAH	1,901,946	979,092	1,940,761
	% Renewable (Solar, Wind, Water) ³	7	%	TBD	-	-
	Scope 3 Emissions ⁴	13	tCO ₂ e ¹	20,730	TBD	21,151
	Water consumption	12	KL	17,250	11,518	17,603
	Water recycled or reused	12	KL	2,400	1,000	2,349
	Total Waste generated	12	MT	19.0	13.2	19.6
	Hazardous Waste	12	MT	1.1	0.6	1.1
	Non-Hazardous Waste	12	MT	18.0	12.7	18.5
 Social	Lost Time Incident Rate (LTIR)	8	Nos	Zero	-	27.0
	Total Recordable Incident Rate (TRIR)	8	Nos	Zero	-	1.0
	# Days Lost	8	Nos	Zero	-	-
	Life-Altering Incidents	8	Nos	Zero	-	-
	Fatalities	8	Nos	Zero	-	-
	Employee Training on Health & Safety	8	%	> 95%	40%	60%
	Employee Turnover Rate	8	%	< 3%	2.3%	2.3%
	Average Hours of Training per Employee	8	Hours	> 16	12.0	10.0
	Employee Satisfaction Index (Scale of 5)	8	Scale	5	4.02	n/a
	Gender Diversity (% Women) - All	5	%	> 10%	9.1%	9.7%
	Gender Diversity (% Women) - Top Mgmt	5	%	> 20%	15.4%	21.4%
	Gender Diversity (% Women) - Board	5	%	> 20%	20.0%	20.0%
	Child Labor Incidents	8	Nos	Zero	-	-
	Forced Labor Incidents	8	Nos	Zero	-	-

Sustainability Data Sheet

1H-2025



Category	Metric	SDGs (Linked)	Unit	2025 Goal	1H-2025 Actual	2024 Actual
 Governance	Employee Training on Anti-Corruption	16	%	> 95%	100.0%	100.0%
	Corruption Incidents	16	Nos	Zero	-	-
	Whistleblower Incidents	16	Nos	Zero	-	-
	Employee Training on Cyber Security	16	%	> 95%	100.0%	100.0%
	Cyber Security Incidents	16	Nos	Zero	-	-
 Sustainable Procurement	Suppliers with MSA/Contract (Sustainability)	17	Nos	> 80	71	60
	Suppliers with Code of Conduct	17	Nos	> 175	149	110
	Suppliers Covered by EcoVadis Rating ⁵	17	Nos	> 30	24	20
	Suppliers CSR Assessment complete	17	Nos	>75	67	n/a
	Suppliers On-Site Audit complete	17	Nos	> 10	5	10
	Buyers trained on Sustainable Procurement	17	%	1	100%	n/a

Notes:

1. **tCO₂e** - Tons of CO₂ equivalent (a normalized GHG emissions or carbon footprint metrics).
2. GHG (Scope 1, 2 & 3) emissions intensity - tCO₂e per MT of production
- 3 Renewable (Solar, Wind, Water) - evaluating a 2MW solar power generation facility in 2026.
4. Scope 3 Emissions data for 1H-2025 is not available.
5. Suppliers Covered by EcoVadis Rating - Top 85% Spend suppliers of 2025.